

EXPANDED METAL MESH



A1 Metal Mesh Screens

9, Network Drive,
Truganina (Melbourne),
VIC 3029, Australia

P: (03) 8714 9658

E: info@a1metalmeshscreens.com

Raised Expanded Profile



Flattened Expanded Profile



Terminology

Strand – This is the dimension of side of the expanded metal opening.

Knuckle – This is the dimension of the intersection of two strands of metal.


LWM – Also known as Long Way Measurement, this is the clear dimension from centre of one knuckle to centre of another knuckle, measured along the long way of profile.

SWM – Also known as Short Way Measurement, this is the clear dimension from centre of one knuckle to centre of another knuckle, measured along the short way of profile.

Sheet Orientation



2400 LWM x 1200 SWM



2400 SWM x 1200 LWM

Expanded metal products



A1FM28



A1FM19



A1FM22



A1FM14



A1DM3032



A1LD3039



A1SM3056



A1LD3045

Expanded metal products




A1LD3056



A1SM3030



A1LD1621



A1SD0916



A1SD0608



A1SD0912



A1LD1616



A1LD2028



A1LD1620



A1SUN1663




A1SUN1663



A1SUN1611

- Available in **Iron, Gal and Aluminum**.
- Expanded Metal mesh also available in different material specifications, strand size, sheet thickness, SWM and LWM as per custom requirements.
- **1200 x 2400**mm as standard size available in stock.
- Custom sheet orientation and sizes delivered too.

Application



Stock Sheet

Product code	Material	Nom, Mesh dimensions		Nom, Strand dimensions		Sheet size	Approx. weight	Approx. %
		LWM (mm)	SWM (mm)	Thickness (mm)	Width (mm)	LWM x SWM	(kg/m ²)	Open area
Floor mesh								
A1FM14	Iron/ Gal/ Alu	135	45	5	8	2400 x 1200	14	64
A1FM19	Iron/ Gal/ Alu	135	45	5	11	2400 x 1200	19	52
A1FM22	Iron/ Gal/ Alu	75	30	5	7.5	2400 x 1200	22	50
A1FM28	Iron/ Gal/ Alu	75	30	5	10.5	2400 x 1200	28	30
Small diamond range								
A1SD0608	Iron/ Gal/ Alu	6	3.5	0.6	0.76	2400 x 1200	2.02	57
A1SD0916	Iron/ Gal/ Alu	10	5.5	0.9	1.55	2400 x 1200	4.1	44
A1SD0912	Iron/ Gal/ Alu	15	5.5	0.9	1.17	2400 x 1200	3	58
Large diamond range								
A1LD1616	Iron/ Gal/ Alu	28	9	1.6	1.6	2400 x 1200	4.4	65
A1LD1620	Iron/ Gal/ Alu	38	15	1.6	2	2400 x 1200	3.3	73
A1LD1621	Iron/ Gal/ Alu	50	19	1.63	2.1	2400 x 1200	2.3	77
A1LD3039	Iron/ Gal/ Alu	50	19	3	3.9	2400 x 1200	8.3	59
A1LD2028	Iron/ Gal/ Alu	60	25	2	2.8	2400 x 1200	3.5	77
A1L03045	Iron/ Gal/ Alu	76	38	3	4.5	2400 x 1200	6.7	76
A1LD3056	Iron/ Gal/ Alu	102	50	3	5.6	2400 x 1200	5.7	77
Security mesh								
A1SM3030	Iron/ Gal/ Alu	19	12	3	3	2400 x 1200	12	50
A1SM3056	Iron/ Gal/ Alu	102	50	3	5.6	2400 x 1200	5.7	77
A1SM3056	Iron/ Gal/ Alu	102	50	3	5.6	2400 x 1200	5.7	77
A1SM3056	Iron/ Gal/ Alu	102	50	3	5.6	2400 x 1200	5.7	77
Decorative mesh								
A1DM3032	Iron/ Gal/ Alu	102	25	3	3.2	2400 x 1200	5.4	74
Sunscreen mesh								
A1SUN1663	Iron/ Gal/ Alu	76	16	1.6	6.3	2400 x 1200	11.08	22
A1SUN1611	Iron/ Gal/ Alu	75	30	1.6	10.5	2400 x 1200	9.68	30

*All of the above materials may not be available in stock, some of them have to be made as special order and may require additional production time.

WE ALSO SUPPLY

- Perforated sheet metal
- Woven wire mesh
- Architectural decorative mesh
- Welded metal mesh
- Security door mesh
- Bush fire mesh

Call Us Today!!
(03) 8714 9658



[@a1metalmeshscreens](https://www.facebook.com/a1metalmeshscreens)



[@a1metalmeshscreens](https://www.instagram.com/a1metalmeshscreens)



[@a1metalmesh](https://www.pinterest.com/a1metalmesh)

A stylized logo consisting of a red and black triangle pointing upwards and to the right.**A1 Metal Mesh Screens**

www.a1metalmeshscreens.com
E: info@a1metalmeshscreens.com